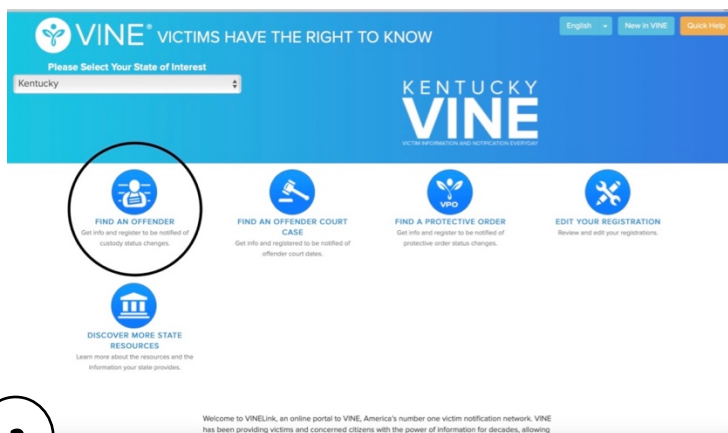


CUSTODY UPDATES THROUGH VINE



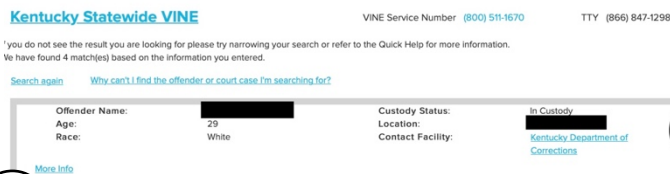
1
**Go to www.vinelink.com
click Kentucky in the top left corner.**



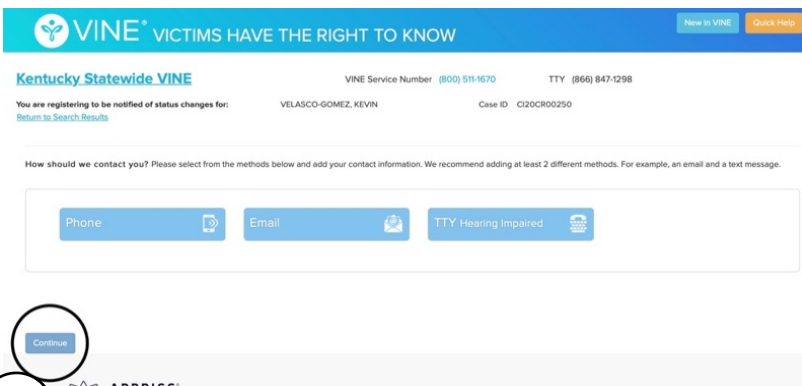
2
Click "Find an Offender"



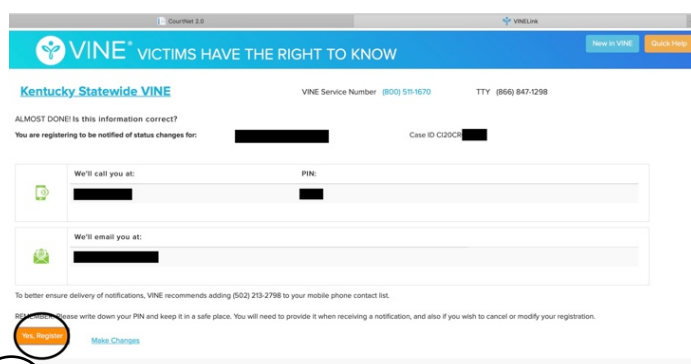
3
**Type in defendant's first and last name
or their offender ID #. Then click
"Search."**



4
**The defendant's name will pop up (blacked out) with
his/her: (1) age (2) race (3) if they are in custody (4)
where he/she is arrested. Confirm you have the right
offender, then click "Notify Me of Status Changes"**



5
**There are 3 options for notification: phone, email, or
TTY hearing impaired. VINE recommends using 2
forms. Choose, fill in the information, then click
"Continue."**



6
**The defendant's name and case ID will pop up.
Confirm your forms of notifications are correct
then press "Yes, Register."**